

The Rossiter-McLaughlin effect for exoplanets

Joshua N. Winn¹

¹Department of Physics, and Kavli Institute for Astrophysics and Space Research,
Massachusetts Institute of Technology
email: jwinn@mit.edu

Abstract. There are now more than 35 stars with transiting planets for which the stellar obliquity—or more precisely its sky projection—has been measured, via the eponymous effect of Rossiter and McLaughlin. The history of these measurements is intriguing. For 8 years a case was gradually building that the orbits of hot Jupiters are always well-aligned with the rotation of their parent stars. Then in a sudden reversal, many misaligned systems were found, and it now seems that even retrograde systems are not uncommon. I review the measurement technique underlying these discoveries, the patterns that have emerged from the data, and the implications for theories of planet formation and migration.

Keywords. stars: rotation, planetary systems, planetary systems: formation

1. Introduction

When was the first announcement of the detection of a planetary transit? About 10 years ago, the transits of HD 209458b were reported by two different groups (Henry *et al.* 2000, Charbonneau *et al.* 2000). However, planetary transits have a much longer history. A transit of Venus was first witnessed in 1639, by Jeremiah Horrocks. And even before that, in 1611, Christoph Scheiner reported the detection of a system of close-in planets transiting the Sun (see, e.g., Casanovas 1997).

Scheiner was wrong, and was eventually convinced he was seeing dark spots in the Sun’s atmosphere, rather than transiting planets. He then charted the trajectories of sunspots over the years, and thereby discovered that the Sun’s equatorial plane is not perfectly aligned with the plane of Earth’s orbit: the solar obliquity is about 7°.

Now that we know of many other stars harboring planets, it would be interesting to know whether this degree of alignment is common, or unusual. Even though planets are thought to have formed on well-aligned circular orbits, there are reasons to expect occasional misalignments. Many exoplanets are observed to have eccentric orbits, and whatever process excited their eccentricities may also have excited their inclinations. Furthermore, for close-in planets, there are various “migration” scenarios for bringing the planets inward from beyond the snow line, which make differing predictions about spin-orbit alignment. Migration through tidal interactions with a protoplanetary disk would damp any initial inclination (see, e.g., Marzari & Nelson 2009). In contrast, planet-planet scattering would amplify any initial inclinations (e.g., Chatterjee *et al.* 2008), and the Kozai effect due a companion star or distant planet can produce drastic misalignments (Fabrycky & Tremaine 2007).

Scheiner’s method cannot be used for exoplanets, at least not until our telescopes can resolve the disks of planet-hosting stars. Instead, the stellar obliquity can be assessed by observing a phenomenon known as the Rossiter-McLaughlin (RM) effect. During a

transit, part of the rotating stellar surface is hidden, weakening the corresponding velocity components of the stellar absorption lines. When the blueshifted (approaching) half of the star is blocked, the spectrum appears slightly redshifted. Likewise, when the redshifted (receding) half of the star is blocked, the spectrum is blueshifted. The result is an “anomalous Doppler shift” that varies throughout the eclipse (see Figures 1 and 2). By monitoring the stellar line profiles throughout eclipses, we can measure the angle between the sky projections of the orbital and spin axes. This phenomenon was first predicted by Holt (1893) and observed by Rossiter (1924) and McLaughlin (1924).

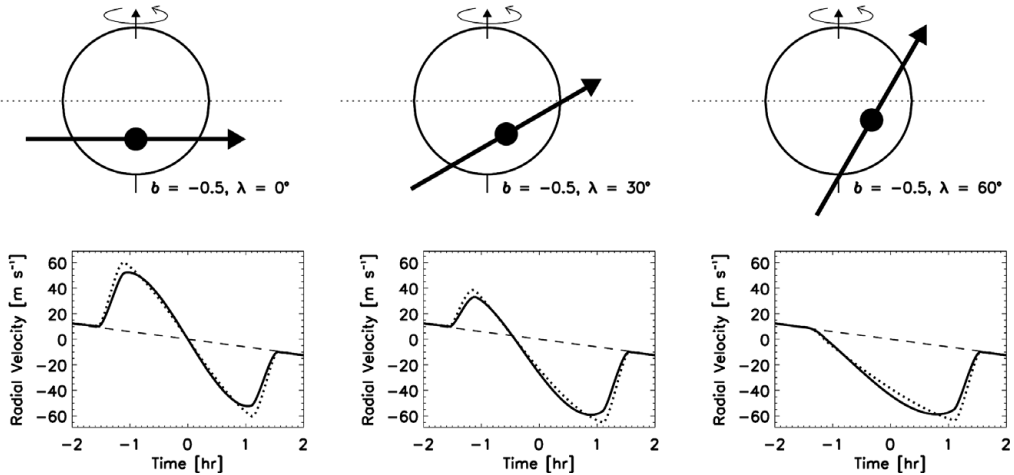


Figure 1. The RM effect as an anomalous Doppler shift. Top: three transit geometries that produce identical light curves, but differ in spin-orbit alignment. Bottom: corresponding radial velocity signals. Good spin-orbit alignment (left) produces a symmetric “redshift-then-blueshift” signal, a 30° tilt (middle) produces an asymmetric signal, and a 60° tilt (right) produces a blueshift throughout the transit. From Gaudi & Winn (2007).

2. Observations of the RM effect

The exoplanetary RM effect was first detected by Queloz *et al.* (2000), who found the orbit of the “hot Jupiter” HD 209458b to be prograde. Further measurements revealed a diversity of orbits, including some that are well-aligned with the equatorial planes of their parent stars, some that are misaligned by more than 30° , and even some that are apparently retrograde. Examples from each of these categories are shown in Figure 3.

A noteworthy case is HD 80606b, with its monstrous orbital eccentricity of 0.93. Wu & Murray (2003) proposed that the orbit had been shaped by the Kozai effect due to a companion, and Fabrycky & Tremaine (2007) realized that this theory predicted a large spin-orbit misalignment. This prediction was eventually confirmed, owing to the amazingly good fortune that the planet’s orbit is viewed close enough to edge-on to exhibit transits, and a large community effort to observe the photometric and spectroscopic transits. Hébrard *et al.* (2010) have performed the most definitive analysis.

Another important accomplishment was the measurement by Triuid *et al.* (2010) of the RM effect of six systems, half of which showed evidence for retrograde orbits. This suggested that misaligned orbits may be common, rather than exceptional, and increased the sample size by enough to allow meaningful searches for patterns.

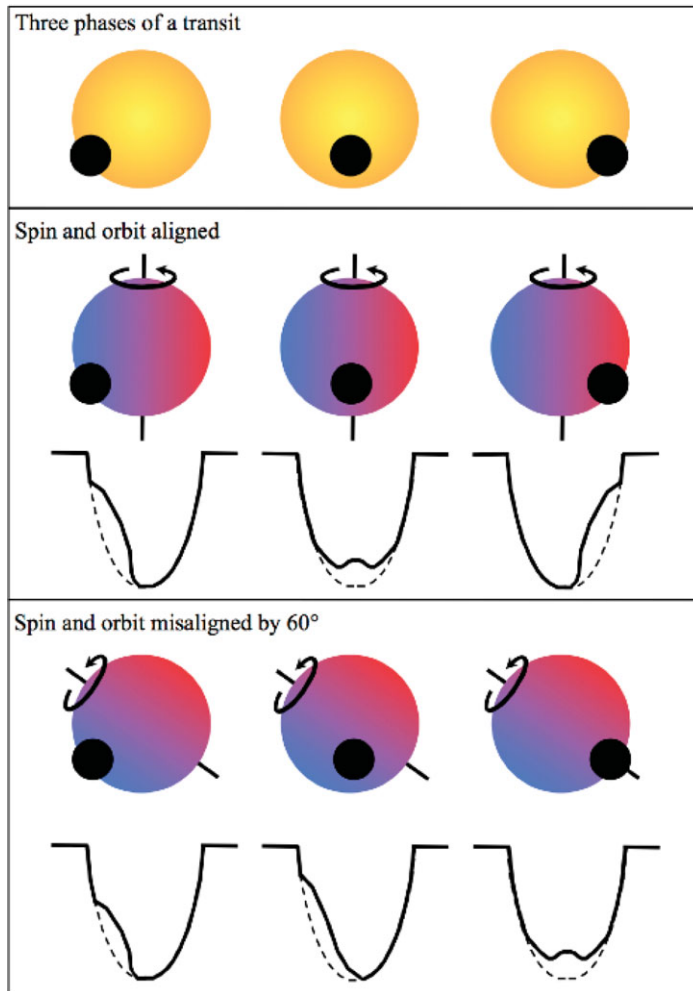


Figure 2. The RM effect as a spectral distortion. Top: three successive phases of a transit. Middle and bottom panels: same, but showing the line-of-sight rotation velocity of the photosphere as a gradient, as well as the distorted spectral line profile. Middle: a low obliquity. The spectral distortion moves from the blue side to the red side. Bottom: a projected obliquity of 60° . In this case the obscuration by the planet weakens the blue wing throughout most of the transit. By observing and modeling the time-varying spectral distortion throughout the transit, one can measure the projected obliquity of the star (see, e.g., Collier Cameron *et al.* 2010).

One possible pattern that has emerged is that stars with high obliquities are preferentially those with the highest effective temperatures or (nearly equivalently) the largest masses. This finding, illustrated in Figure 4, could help to explain the otherwise puzzling history of RM observations: the first 10 published analyses were all consistent with good alignment, while the next 20 showed a much wider range of obliquities. The explanation could be that cooler stars were examined earlier, as they allow for better RV precision and greater ease of detecting planets.

The physical reason for this pattern is not clear. It could be a signal that planet migration is different for low-mass stars than for high-mass stars. Or, perhaps *all* close-in planets begin with a wide range of obliquities, but tidal dissipation causes some of them

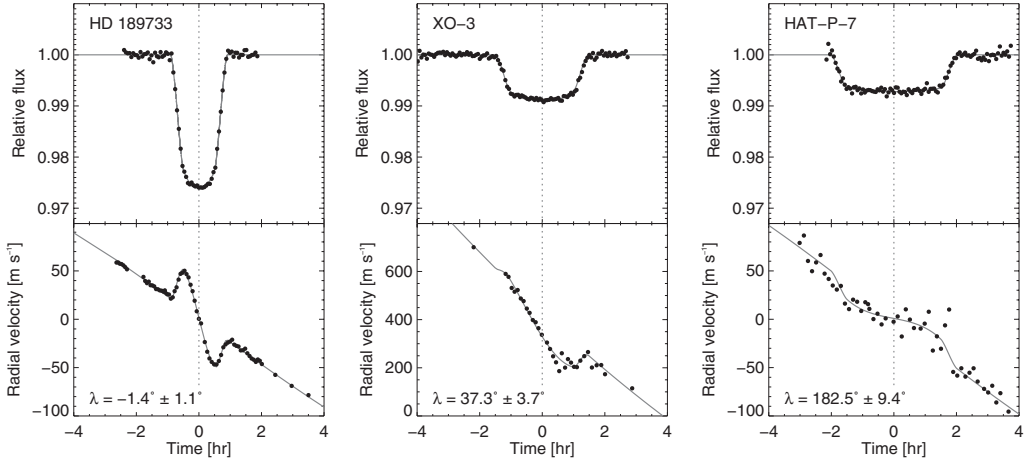


Figure 3. Examples of RM data. The top panels show transit photometry, and the bottom panels show the apparent radial velocity of the star, including both orbital motion and the anomalous Doppler shift. The left panels show a well-aligned system, the middle panels show a misaligned system, and the right panels show a system for which the stellar and orbital “north poles” are nearly antiparallel on the sky. From Winn *et al.* (2006; 2009a,b).

to realign with the orbit, and this occurs preferentially for low-mass stars because of their larger outer convective zones. In support of the tidal hypothesis, the few cool stars with high obliquities are also those with the longest orbital periods, leading to exceptionally weak tidal effects. A serious problem with this hypothesis is that tidal reorientation of the star should be accompanied by orbital decay, leading to engulfment of the planet. To reduce the angular momentum that the orbit must surrender to the star, one could invoke core-envelope decoupling, but it is unclear why the coupling would be so weak, and it is not observed in the Sun. For further discussion, see Winn *et al.* (2010a).

Regardless of the explanation, recent observations have strengthened the evidence for the pattern. The hot stars XO-4 and HAT-P-14 were found to be misaligned (Narita *et al.* 2010, Winn *et al.* 2011), while the cool star HAT-P-4 is well-aligned (Winn *et al.* 2011). Another interesting case is HAT-P-11b, whose orbit is grossly misaligned despite the host star’s low effective temperature (Winn *et al.* 2010b, Hirano *et al.* 2011). This might be attributed to the system’s unusually weak tidal coupling, due to the planet’s relatively low mass and long orbital period. Thus it could be another telling exception to the rule that hot stars have high obliquities: it implicates tidal evolution as the reason for low obliquities among cool stars with more massive planets in tighter orbits (Winn *et al.* 2010a).

To illustrate this point, Figure 5 shows the RM results as a function of a dimensionless parameter that characterizes the expected timescale for tidal dissipation,

$$\tau \equiv \left(\frac{M_\star}{M_p} \right) \left(\frac{a}{R_\star} \right)^6 \frac{(1 - e^2)^{9/2}}{1 + 3e^2 + (3/8)e^4}, \quad (2.1)$$

where M_\star and M_p are the stellar and planetary masses, a is the orbital semimajor axis, R_\star is the stellar radius, and e is the orbital eccentricity. Because the specific mechanisms for tidal dissipation are not understood (i.e. the Q values are unknown) we cannot give the absolute timescales, but we may rank the systems according to τ . “Hot” and “cold” stars are plotted separately, since they are hypothesized to have very different Q values.

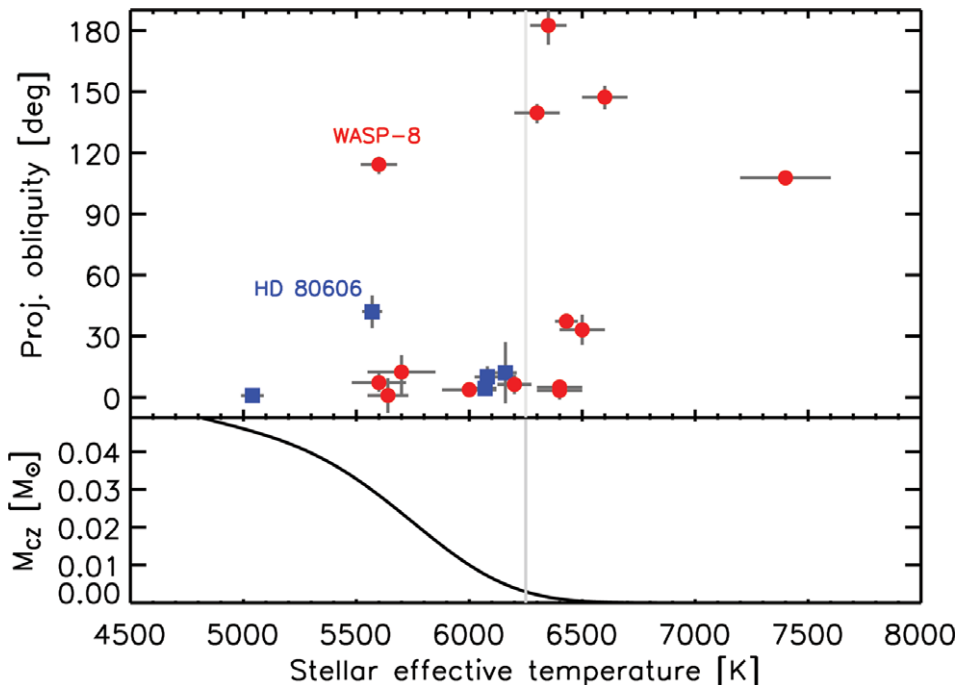


Figure 4. Misaligned systems have hotter stars. Top: the projected obliquity is plotted against the effective temperature of the host star. A transition from mainly aligned to mainly misaligned seems to occur at $T_{\text{eff}} \approx 6250$ K. The two strongest exceptions (labeled) are also the systems with the weakest expected tidal interactions. Squares indicate systems discovered by RV surveys, while circles indicate systems found in photometric transit surveys. Bottom: the mass of the convective zone of a main-sequence star as a function of T_{eff} , from Pinsonneault *et al.* (2001). It is suggestive that 6250 K is approximately the temperature at which the mass of the convective zone becomes negligible. From Winn *et al.* (2010a).

Figure 5 shows that the hot stars have a wide range of obliquities, and the cold stars generally have low obliquities except for those with the weakest tidal interactions.

In addition, Schlaufman (2010) presented evidence that hot stars have high obliquities, based on a completely different technique. His idea was to compare the $v \sin i$ distribution of stars with transiting planets with those of random stars of the same mass and evolutionary state. To the extent that the transit stars have rotation axes parallel to the orbital axes, they will have systematically larger $v \sin i$ values, because $\sin i = 1$ for the transiting systems while $0 < \sin i < 1$ for random stars. As shown in Figure 6, he found that more massive stars have higher obliquities than lower-mass stars, with the transition at around $1.2 M_{\odot}$, consistent with the RM results.

3. Implications for planet migration

What is this collection of measurements telling us? The prevalence of misaligned orbits has been marshalled as evidence against the “standard model” for planet migration, in which disk-planet interactions cause the planet to spiral inward. Instead the results suggest that many close-in giant planets arrived at their current locations through gravitational perturbations from other massive bodies, followed by tidal dissipation (Triaud

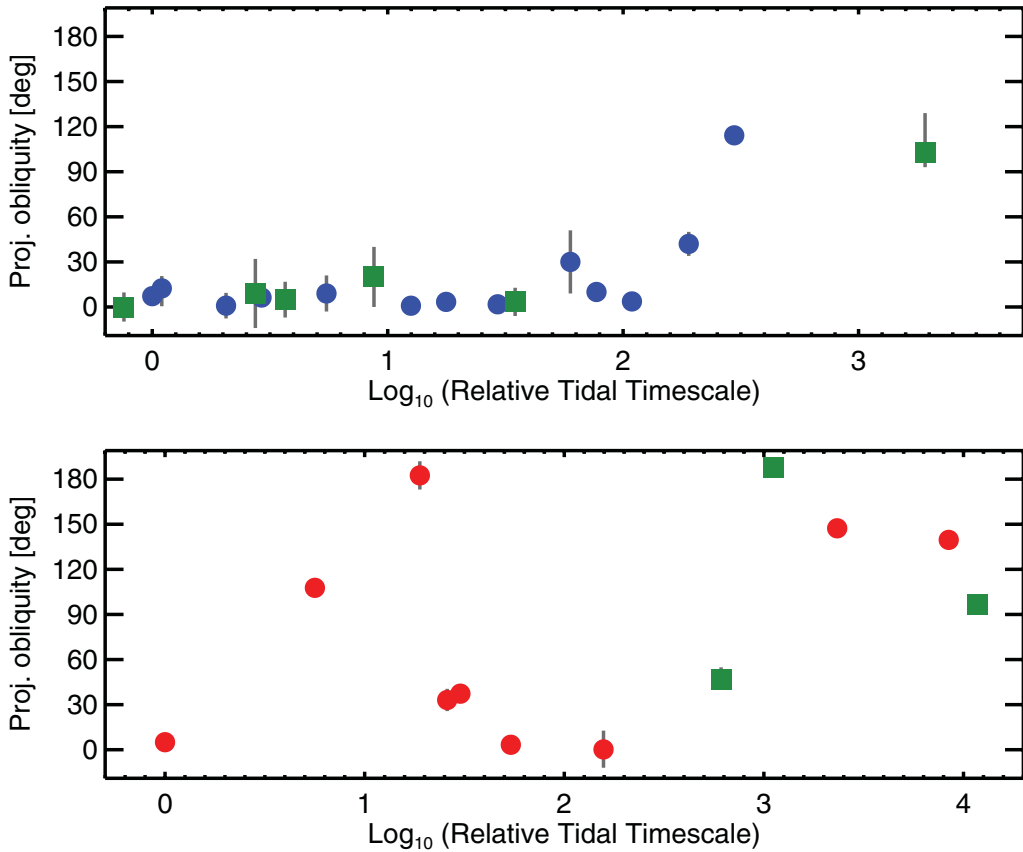


Figure 5. Are low obliquities the result of tidal dissipation? The sky-projected stellar obliquity as a function of the parameter defined in Eqn. (2.1), which is expected to be roughly proportional to the timescale for tidal dissipation. According to the hypothesis of Winn *et al.* (2010b), hot stars have a wide range of obliquities, and cold stars have low obliquities except for those with the longest tidal timescales. This was borne out by 9 observations conducted after the hypothesis was proposed (square symbols).

et al. 2010; Winn *et al.* 2010a; Matsumura, Peale, & Rasio 2010). To appreciate the strengths and weaknesses of this argument, it is useful to frame it as a series of premises:

- (a) Hot Jupiters formed beyond the snow line and migrated inward.
- (b) The orbit and spin were initially aligned.
- (c) The two migration theories are disk-planet interactions and few-body dynamics.
- (d) Disk-planet interactions damp inclinations.
- (e) Few-body dynamics excite inclinations.†
- (f) Nothing else excites inclinations.
- (g) Many hot Jupiters have high inclinations.

From these premises it follows that the misaligned hot Jupiters migrated via few-body dynamics. Furthermore, it is possible that *all* hot Jupiters migrated this way, if tides are responsible for the low observed inclinations.

Some authors have already challenged these premises. For example, it is possible that protoplanetary disks are frequently misaligned with the rotation of their host stars (Bate,

† “Few-body dynamics” is meant here to include some combination of planet-planet interactions and the Kozai effect of a distant companion.

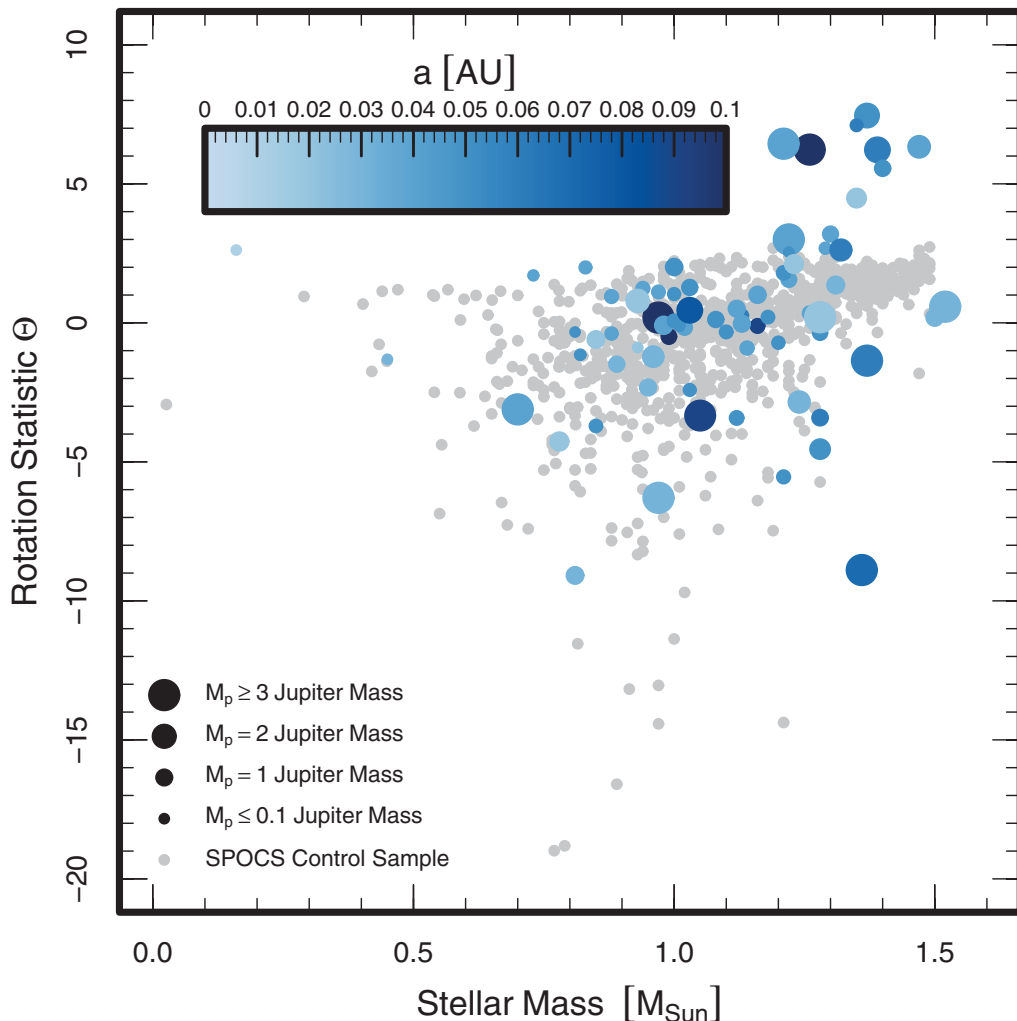


Figure 6. Independent evidence that hot (massive) stars have high obliquities, from Schlaufman (2010). The rotation statistic θ quantifies the degree to which the measured $v \sin i$ is smaller than the expected $v \sin i$ for a star of the given mass and age. Large dots are transit hosts, and small gray dots are random field stars. The transit hosts with high θ , in the upper right corner, represent stars with unusually low $v \sin i$, suggesting $\sin i$ is small and therefore that the stellar rotation is misaligned with the planetary orbit. All the high- θ systems involve massive stars ($> 1.2 M_{\odot}$).

Lodato, & Pringle 2010; Lai, Foucart, & Lin 2010). Tests of these ideas are possible with RM observations of multiple-planet systems (Fabrycky 2009, Ragozzine & Holman 2010), and of binary stars (Albrecht *et al.* 2009, 2011).

It is important to remember that this argument focuses exclusively on hot Jupiters. Disk migration has become vulnerable as an explanation for those planets, but is still viable (and without a good alternative) for explaining the “medium-period” giant planets, well within the snow line but too distant for tidal effects to be important. The mean-motion resonances that are occasionally observed among such planets are evidence for disk migration. The priority for future observations of the RM effect is to explore a more diverse sample of planets, including rocky planets, long-period planets, and multiple-planet systems.

Acknowledgements

I am grateful to Alessandro Sozzetti and the organizing committees, for the opportunity to participate in this important meeting and visit the fascinating city of Torino. I thank Simon Albrecht for comments on the draft of this contribution, and Kevin Schlaufman for providing Figure 6. Finally, I extend my gratitude to the colleagues with whom I have worked closely on this topic: Yasushi Suto, Ed Turner, Geoff Marcy, Bob Noyes, John Johnson, Norio Narita, Dan Fabrycky, Andrew Howard, Simon Albrecht, Teruyuki Hirano, and Roberto Sanchis Ojeda.

References

- Albrecht, S., *et al.* 2009, *Nature*, 461, 373
Albrecht, S., *et al.* 2011, *ApJ*, 726, A68
Bate, M., Lodato, G., & Pringle, J. E. 2010, *MNRAS*, 401, 1505
Casanovas, J. 1997, in: Advances in the Physics of Sunspots, B. Schmieder, J.C. del Toro Iniesta, & M. Vazquez (eds.), *ASP Conf. Ser.*, 118, 3 (San Francisco: ASP)
Charbonneau, D., *et al.* 2000, *ApJ* (Letters), 529, L45
Chatterjee, S., Ford, E., Matsumura, S., & Rasio, F. 2008, *ApJ*, 686, 580
Collier Cameron, A., *et al.* 2010, *MNRAS*, 403, 151
Fabrycky, D. & Tremaine, S. 2007, *ApJ*, 669, 1298
Gaudi, B. & Winn, J. 2007, *ApJ*, 655, 550
Hébrard, G., *et al.* 2010, *A&A*, 516, 95
Henry, G., *et al.* 2000, *ApJ* (Letters), 529, 41
Hirano, T., *et al.* 2011, *PASJ*, 63, 531
Holt, J. R. 1893, *A&A*, 12, 646
Lai, D., Foucart, F., & Lin, D. 2011, *MNRAS*, 412, 2790
Marzari, F. & Nelson, A. 2009, *ApJ*, 705, 1575
Matsumura, S., Peale, S. J., & Rasio, F. 2010, *ApJ*, 725, 1995
McLaughlin, D. 1924, *ApJ*, 60, 22
Narita, N., *et al.* 2010, *PASJ*, 62, L61
Queloz, D., *et al.* 2000, *A&A*, 359, L13
Ragozzine, D. & Holman, M. 2010, *ApJ*, submitted [arxiv:1006.3727]
Rossiter, R. 1924, *ApJ*, 60, 15
Schlaufman, K. 2010, *ApJ*, 719, 602
Triaud, A., *et al.* 2010, *A&A*, 524, 25
Winn, J., *et al.* 2006, *ApJ* (Letters), 653, 69
Winn, J., *et al.* 2009a, *ApJ*, 700, 302
Winn, J., *et al.* 2009b, *ApJ* (Letters), 703, 99
Winn, J., *et al.* 2010a, *ApJ* (Letters), 718, 145
Winn, J., *et al.* 2010b, *ApJ* (Letters), 723, 223
Winn, J., *et al.* 2011, *AJ*, 141, id.63
Wu, Y. & Murray, N. 2003, *ApJ*, 589, 605